


# Using Microsoft Edge to Access Coterie Dashboard

At this time, you can access Coterie Dashboard by using the Microsoft Edge web browser which is compatible with Windows, macOS, iOS & Android

[Download Edge Here](#)



The image shows a promotional graphic for Microsoft Edge. At the top center is the Microsoft Edge logo, a stylized 'e' in blue and green. Below the logo, the text reads "Browse with Microsoft Edge across all of your devices". Underneath, there are four columns representing different operating systems: Windows, macOS, iOS, and Android. Each column features a device image (laptop, monitor, smartphone, and smartphone respectively) displaying the Microsoft Edge browser interface. Below each device image is a short description of the browser's benefits for that platform. At the bottom of each column is a button to download the browser. The Windows button says "Download for Windows 11 / 10". The macOS button says "Download for macOS". The iOS button says "Download on the App Store" and includes the Apple logo. The Android button says "GET IT ON Google Play" and includes the Google Play logo. QR codes are also present next to the iOS and Android smartphone images.

Browse with **Microsoft Edge** across all of your devices

**Windows**  
Microsoft Edge is the best browser for Windows  
[Download for Windows 11 / 10](#)

**macOS**  
Microsoft Edge was designed to feel at home on a Mac  
[Download for macOS](#)

**iOS**  
Sync your passwords, favorites, and collections, across your iOS devices  
[Download on the App Store](#)

**Android**  
Sync your passwords, favorites, and collections, across your Android devices  
[GET IT ON Google Play](#)

Please contact Coterie Support if you need help binding existing quotes.

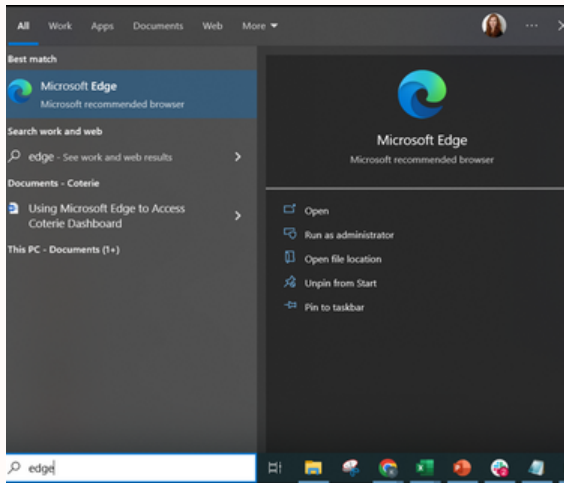
You can reach them at:

[\*\*support@coterieinsurance.com\*\*](mailto:support@coterieinsurance.com)

or by calling: **855-566-1011**

# Downloading Microsoft Edge

## Windows Machine Instructions:




If you use Windows on your machine, you might already have Microsoft Edge installed. Go to your Start menu and search for Microsoft Edge. If you do not have it installed, please Download for Windows here:

[Download Edge Here](#)

## Mac Instructions

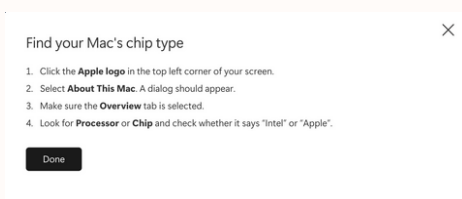
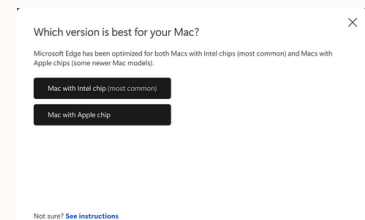
You will need to download Microsoft Edge by clicking: "Download Edge Here" button

[Download Edge Here](#)



1. Your browser will open a screen that looks similar to the image on the left. Click on "macOS" if you are on a laptop or desktop

2. You will get a pop up that asks you what version is best for your Mac. If you don't know, click "see instructions"



3. Follow these instructions to determine if you need to download "Mac with internal chip" or "Mac with Apple Chip". Click down to return to pop-up above and begin download.

This should only take about 5-10 minutes